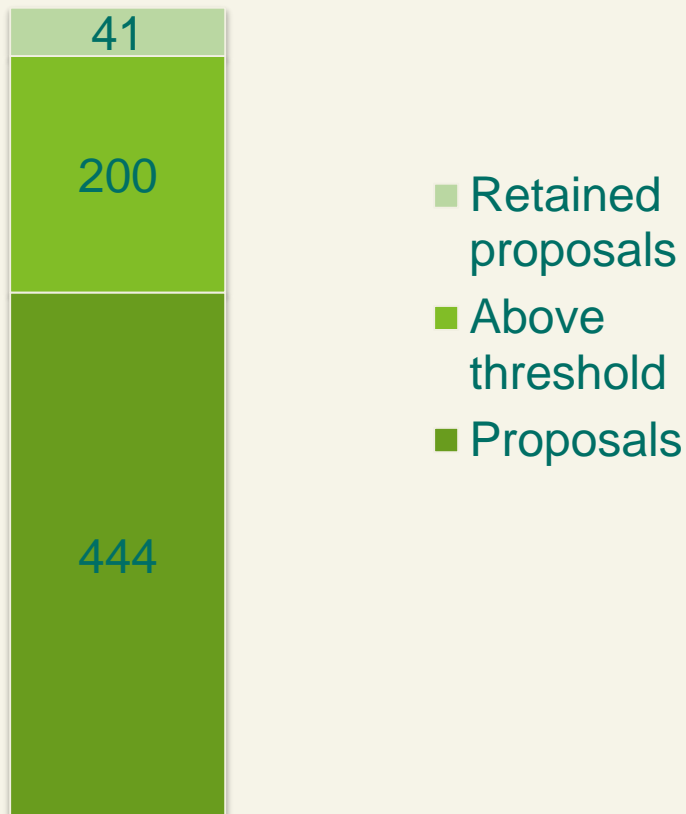


# Sverige i H2020 Säkra samhällen – en återblick

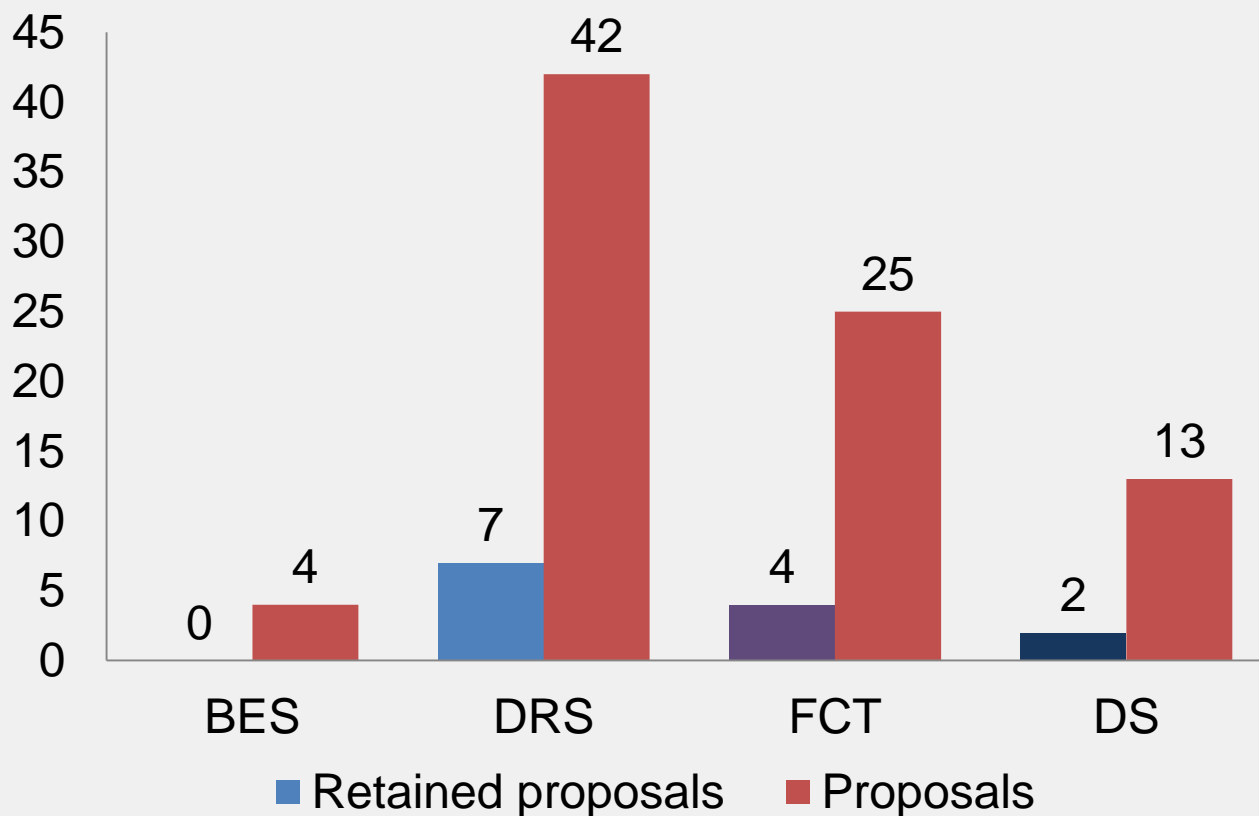
soren.jagerhok@foi.se

# Call 2014 – evaluation results



- SE participation
  - 10 Retained proposals
  - 2,3% of the budget

# SE Retained proposals 2014



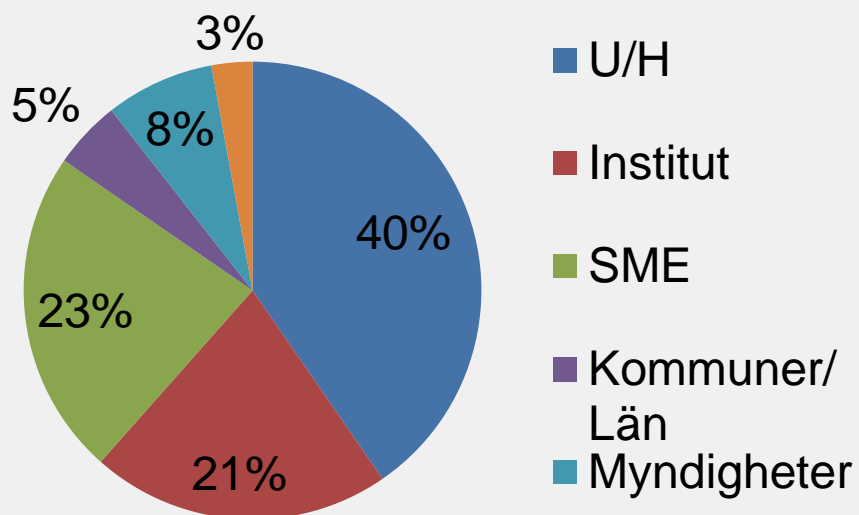
2014 lämnade vi in 84 ansökningar och fick 13 projekt beviljade. Andelen tilldelade medel låg på 2,3%.

# Participants 2014

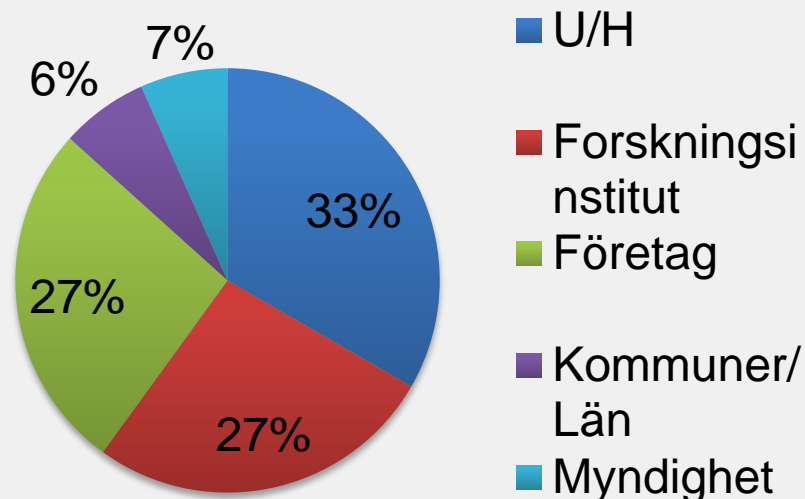
Proposals (84)

Retained projects (13 = 15 %)

participants



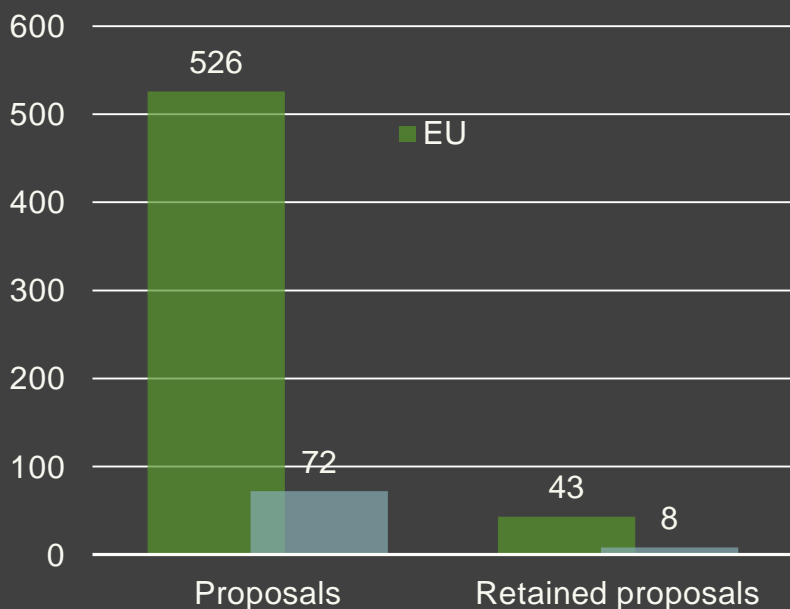
participants



# Funded Swedish projects “2014” – H2020 Secure Societies

Acronym	Title	Institutions
PANDEM	Pandemic Risk and Emergency Management	FOI, Folkhälsomyndigheten
TRILLION	TRusted, Citizen - LEA collLaboratlon over sOcial Networks	Mittuniversitetet
DARWIN	Expecting the unexpected and know how to respond	FOI, Östergötlands län
NEXES	Next generation Emergency Service	OMNITOR AB
IMPROVER	Improved risk evaluation and implementation of resilience concepts to critical infrastructure	SP-Sveriges Tekniska Forskningsinstitut
PRIVACY FLAG	Enabling Crowd-sourcing based privacy protection for smartphone applications, websites and Internet of Things deployments	Luleå Tekniska Universitet
CREDENTIAL	Secure Cloud Identity Wallet	Karlstads universitet
SMR	Smart Mature Resilience	Linköpings Universitet
microMole	Sewage Monitoring System for Tracking Synthetic Drug Laboratories	Capsenze HB
City Risks	Avoiding and mitigating safety risks in urban environments	Malmö Högskola
NOSY	New Operational Sensing sYstem	XAVITECH AB
EDUCEN	European Disasters in Urban centres: a Culture Expert Network (3C – Cities, Cultures, Catastrophes)	Stiftelsen Stockholm Environment Institute
BIWAS	Biological Water Alarm System (BiWAS) for protection of urban drinking water infrastructure against CBRN threats	MANDALON TECHNOLOGIES AB

# Ansökningar och beviljade projekt 2015

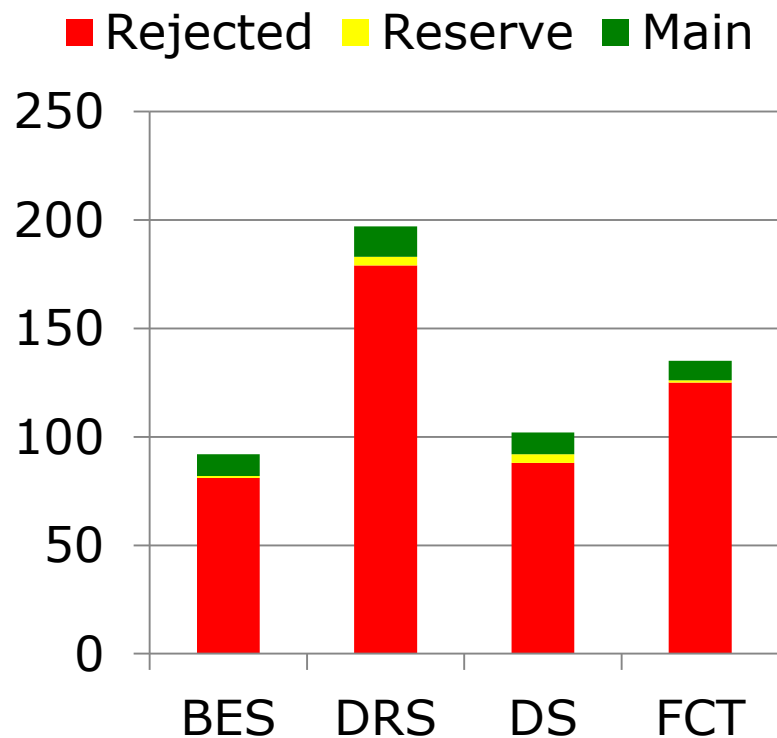


- Beviljandegrad: EU 8%, SE: 11% (svenskt söktryck)
- 2 466 028 euro till säkra samhällen vilket är 1,5 % av tilldelade medel.

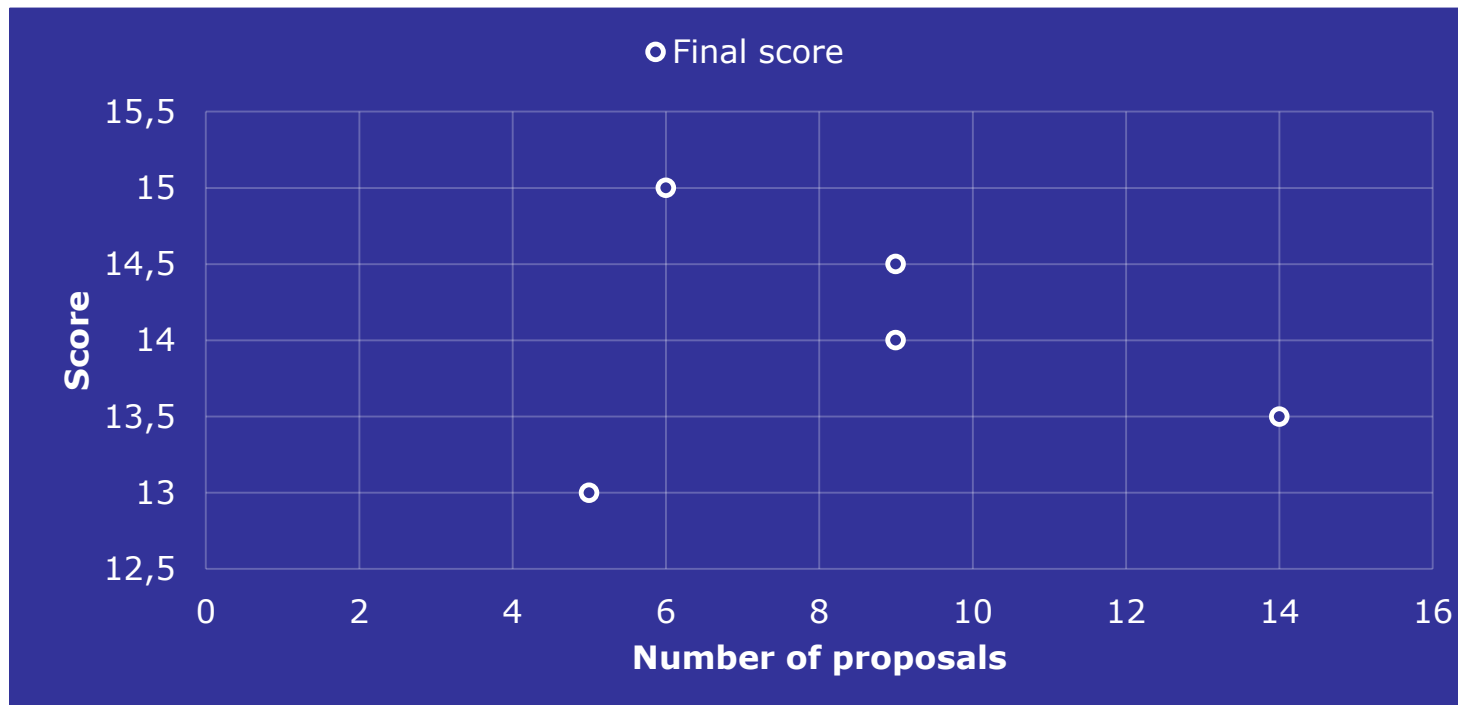
Global Success Rate: **8.0%**

In the call 2014 it was 9.2%

	Rejected	Reserve	Main
BES	81	1	10
DRS	179	4	14
DS	88	4	10
FCT	125	1	9
<b>Total</b>	<b>473</b>	<b>10</b>	<b>43</b>



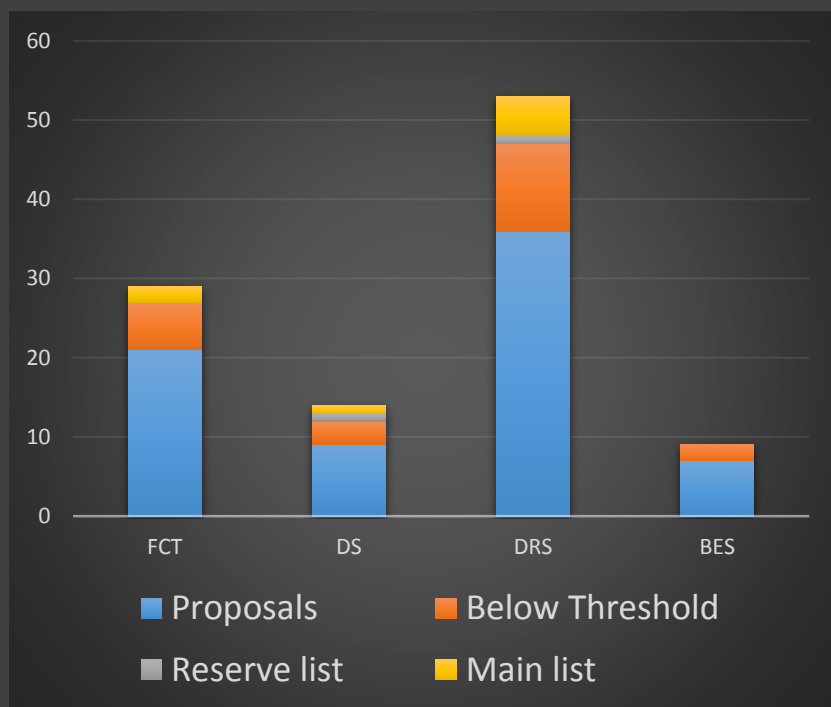
## Main list – final score



Gränsen för beviljande är högre än förut men svenska aktörer verkar stanna kvar på den nivå man höll i tidigare ramprogram.

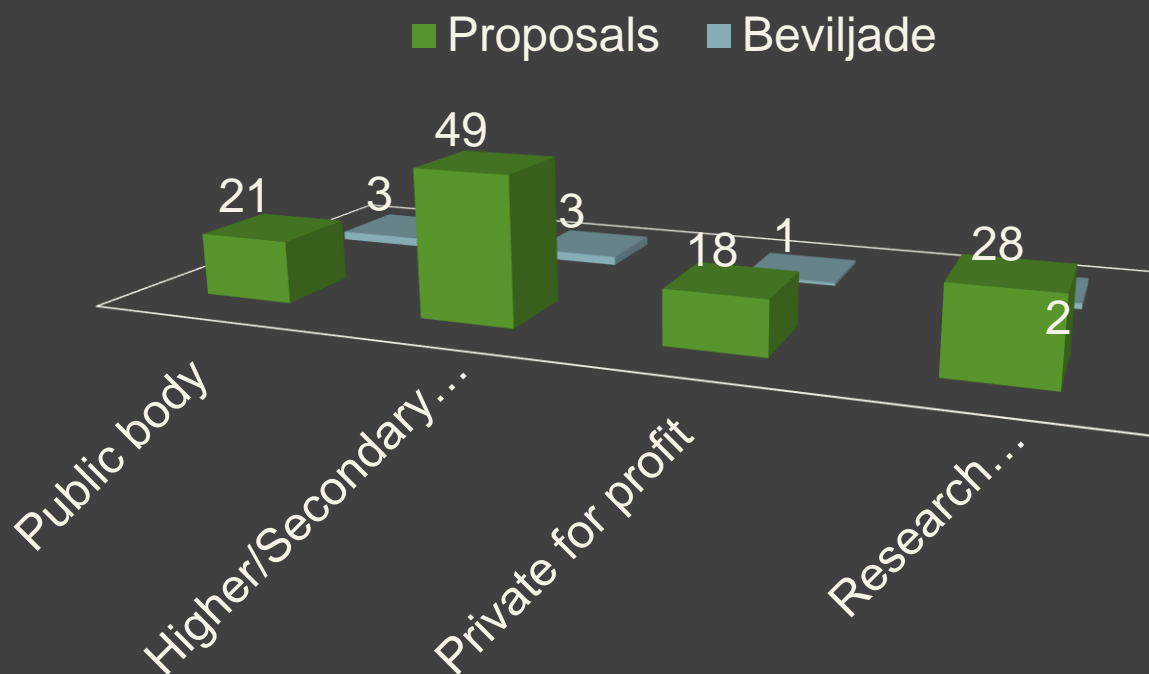


# SE proposals and retained projects 2015



- 73 proposals, 8 retained
- Success rate 11%
- 30,5% below threshold
- 2 466 028 euro till säkra samhällen vilket är 1,5 % av tilldelade medel.

## Participation - Organisation type

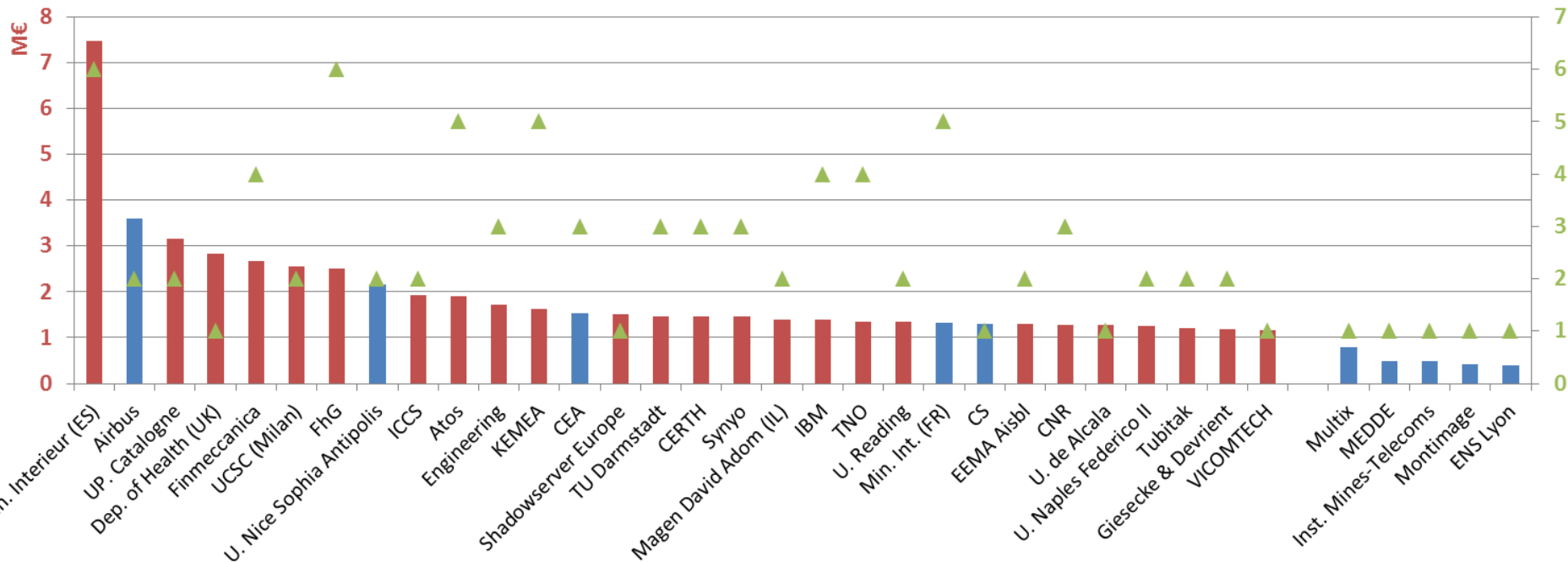


De som deltar i flest ansökningar är FOI, KTH, Chalmers och Rikspolisstyrelsen.

# SE beviljade projekt 2015 (Main list)

Acronym	Title	Organisation	Call
CITADEL	Critical Infrastructure Protection using Adaptive MILS	Atsec information security AB	DS
PROTON	Modelling the PROcesses leading to Organised crime and TerrOrist Networks	Brottsförebyggande rådet	FCT
SmartResilience	Smart Resilience Indicators for Smart Critical Infrastructures	IVL – Svenska miljöinstitutet	DRS
SUCCESS	Securing Critical Energy Infrastructures SUCCESS - Securing Critical Energy Infrastructures	Kungliga Tekniska Högskolan	DRS
CLISEL	Climate Security with Local Authorities (CLISEL) From insecurity takers to security makers: mobilizing local authorities to secure the EU against the impacts of climate change in Third Countries	Kungliga Tekniska Högskolan	DRS
BROADMAP	Mapping Interoperable EU PPDR Broadband Communication Applications and Technology	Myndigheten för Samhällsskydd och Beredskap	DRS
ASGARD	Analysis System for Gathered Raw Data	Rikspolisstyrelsen, FOI	FCT
Reaching out	demonstRation of EU effective lARge sCALE tHreat and crIsis maNaGement OUTside the EU	Stockholms universitet	DRS

# Topplista för Secure Societies 2015



Myndigheter/krisberedskapsaktörer får en allt större del av projektmedlen

# Hur blir det 2016? - gissning/trendutdragning

	2014	2015	2016
Ansök	444	538	300
Bevilj	41	40	40
Success rate	9%	7%	13%
Sverige	84	73	Gissning 50 - 60
Bevilj	10	8	Gissning 8 - 10
Success rate	12 %	11 %	Gissning 16 %

Kommissionen arbetar på att minska antalet ansökningar så beviljandegraden går upp!