

Catharina Söderström, Rune Arntsing, Karin Lindh, Ingemar Vintersved

## Quarterly report on measurements of radionuclides in ground level air in Sweden

First quarter 2003



SWEDISH DEFENCE RESEARCH AGENCY

Systems Technology  
SE-172 90 Stockholm

FOI-R--0851--SE

April 2003

ISSN 1650-1942

**User report**

Catharina Söderström, Rune Arntsing, Karin Lindh, Ingemar Vintersved

# Quarterly report on measurements of radionuclides in ground level air in Sweden

## First quarter 2003

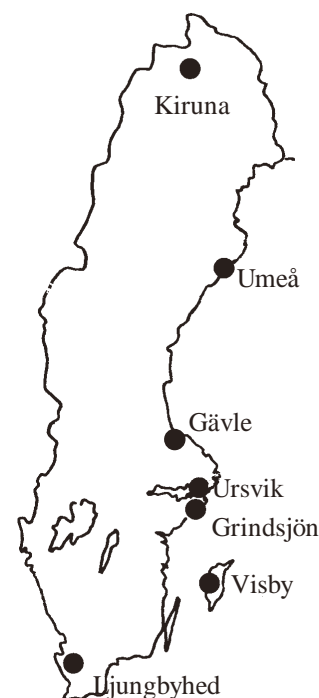
<b>Issuing organization</b> FOI – Swedish Defence Research Agency Systems Technology SE-172 90 Stockholm	<b>Report number, ISRN</b> FOI-R--0851--SE	<b>Report type</b> User report
	<b>Research area code</b> 3. Protection against Weapons of Mass Destruction	
	<b>Month year</b> April 2003	<b>Project no.</b> E6876
	<b>Customers code</b> 2. NBC Defence Research	
	<b>Sub area code</b> 31 Nuclear Defence Research	
<b>Author/s (editor/s)</b> Catharina Söderström Rune Arntsing Karin Lindh Ingemar Vintersved	<b>Project manager</b> Katarina Wilhelmsen Rolander	
	<b>Approved by</b>	
	<b>Scientifically and technically responsible</b>	
<b>Report title</b> Quarterly report on measurements of radionuclides in ground level air in Sweden. First quarter 2003.		
<b>Abstract (not more than 200 words)</b> Filtering of ground level air is performed weekly at seven different locations in Sweden: Kiruna, Umeå, Gävle, Urvik, Grindsjön, Visby and Ljungbyhed. The filters are compressed and the contents of different radionuclides are measured by gamma spectroscopy. Precipitation is also collected at four of the stations: Kiruna, Gävle, Urvik and Ljungbyhed, the samples are ashed and the contents of radionuclides measured. The levels of $^7\text{Be}$ and $^{137}\text{Cs}$ in air and deposition are presented for the different stations. Other anthropogenic radionuclides detected, if any, are also presented.		
<b>Keywords</b> Airborne radionuclides, deposition, $^7\text{Be}$ , $^{137}\text{Cs}$ , $^{131}\text{I}$		
<b>Further bibliographic information</b>	<b>Language</b> English	
<b>ISSN</b> 1650-1942	<b>Pages</b> 8 p.	
	<b>Price acc. to pricelist</b> <b>Security classification</b>	

<b>Utgivare</b> Totalförsvarets Forskningsinstitut - FOI Systemteknik 172 90 Stockholm	<b>Rapportnummer, ISRN</b> FOI-R--0851--SE	<b>Klassificering</b> Användarrapport	
	<b>Forskningsområde</b> 3. Skydd mot massförstörelsevapen		
	<b>Månad, år</b> April 2003	<b>Projektnummer</b> E6876	
	<b>Verksamhetsgren</b> 2. NBC-skyddsforskning		
	<b>Delområde</b> 31 N-forskning		
<b>Författare/redaktör</b> Catharina Söderström Rune Arntsing Karin Lindh Ingemar Vintersved	<b>Projektledare</b> Katarina Wilhelmsen Rolander		
	<b>Godkänd av</b>		
	<b>Tekniskt och/eller vetenskapligt ansvarig</b>		
<b>Rapportens titel (i översättning)</b> Radionuklider i markluft i Sverige. Kvartalsrapport, första kvartalet 2003.			
<b>Sammanfattning (högst 200 ord)</b> Stationer för filtrering av markluft finns på sju olika ställen i Sverige: Kiruna, Umeå, Gävle, Ursvik, Grindsjön, Visby och Ljungbyhed. Filtren analyseras veckovis genom gammaspektroskopi med germaniumdetektor. Nederbörd samlas in på fyra av dessa stationer: Kiruna, Gävle, Ursvik och Ljungbyhed. Nederbördsproven askas in och mäts på samma sätt. Halterna i luft och deposition av <sup>7</sup> Be och <sup>137</sup> Cs presenteras för de olika stationerna. I de fall andra antropogena radionuklider detekterats presenteras även dessa.			
<b>Nyckelord</b> Luftburen radioaktivitet, deposition, <sup>7</sup> Be, <sup>137</sup> Cs, <sup>131</sup> I			
<b>Övriga bibliografiska uppgifter</b>	<b>Språk</b> Engelska		
<b>ISSN</b> 1650-1942	<b>Antal sidor:</b> 8 s.		
<b>Distribution enligt missiv</b>	<b>Pris:</b> Enligt prislista  <b>Sekretess</b>		

## Sampling and analysis procedures

Sampling of ground level air is performed at seven different locations in Sweden, as follows:

Kiruna:	67,84° N	20,42° E
Umeå:	63,85° N	20,34° E
Gävle:	60,40° N	17,14° E
Ursvik:	59,39° N	17,96° E
Grindsjön:	59,07° N	17,82° E
Visby:	57,63° N	18,32° E
Ljungbyhed:	56,08° N	13,23° E



At all stations except at Grindsjön, 1000 m<sup>3</sup>/h of air is filtered through a glass fibre filter (Camfil type CS 5.0). At Grindsjön 5500 m<sup>3</sup>/h of air is filtered through 5 filters. At each station the filters are changed twice a week (Monday and Thursday or Friday) and sent by mail to our laboratory for measurement and analysis.

Weekly samples are made from each station by taking 3/4 of each filter (1/4 of the filter is left for the archive) and compress them together into a small disc (diameter 60 mm, thickness 13 mm). These samples are measured, 3-4 days after the collection, on well shielded High Purity Germanium (HPGe) detectors. From the Grindsjön station, the 10 filters produced per week are assembled in a Marinelli like geometry by pressing them into one circular disc, placed on top of the detector, and into five rectangular bricks (77 mm by 48 mm by 13 mm) placed around the detector.

At four of the stations (Kiruna, Umeå, Ursvik and Ljungbyhed) a small part of the air flow (12m<sup>3</sup>/h) that has passed the filter is taken through a charcoal cartridge in order to collect gaseous iodine. The cartridges are changed weekly but only analysed if particulate iodine in greater amount has been detected in the filter.

The stations in Kiruna, Gävle, Ursvik and Ljungbyhed are each equipped with a big stainless steel funnel (1m radius) to collect the precipitation that is passed through a cartridge consisting of a filter part, an anion part and a cation part. The cartridges are changed weekly and sent by mail to our laboratory. Four samples are combined to a monthly sample by ashing. The samples are measured on our HPGe detectors. From these measurements the total deposition is calculated.

Radionuclides seen in the filters are normally only the naturally occurring radon daughters and <sup>7</sup>Be. Most of our stations also detect <sup>137</sup>Cs, which is due to the resuspension of the Chernobyl fallout. In tables I and II the concentrations of <sup>7</sup>Be and <sup>137</sup>Cs are presented. The depositions at the stations where we collect precipitation are presented in table III. Sometimes we also detect other anthropogenic radionuclides and in that case these are presented in Table IV.

Table I

***<sup>7</sup>Be concentrations in Sweden, first quarter 2003***

<i>Week starting</i>	<i>Kiruna</i>	<i>Umeå</i>	<i>Gävle</i>	<i>Ursvik</i>	<i>Grindsjön</i>	<i>Visby</i>	<i>Ljungbyhed</i>
30-dec	1590 <sup>(1)</sup> (0.1)	1260 <sup>(5)</sup> (0.2)	2170 <sup>(9)</sup> (0.4)	2180 <sup>(12)</sup> (0.2)	2510 <sup>(12)</sup> (0.1)	2230 <sup>(12)</sup> (0.2)	2400 (0.2)
6-jan	1500 <sup>(2)</sup> (0.2)	1190 <sup>(6)</sup> (0.4)	1420 <sup>(6)</sup> (0.4)	1300 <sup>(6)</sup> (0.3)	1300 <sup>(6)</sup> (0.1)	1340 <sup>(6)</sup> (0.3)	1770 (0.2)
13-jan	1290 (0.2)	1420 (0.3)	2210 (0.4)	1760 (0.3)	1890 (0.1)	1490 (0.3)	2130 (0.2)
20-jan	1780 (0.1)	1300 (0.2)	2410 (0.3)	1590 (0.3)	1600 (0.1)	1470 (0.3)	1750 (0.2)
27-jan	1440 (0.1)	1530 (0.2)	2980 (0.2)	1930 (0.2)	1780 <sup>(13)</sup> (0.1)	1610 (0.3)	1740 (0.1)
3-feb	1510 (0.2)	1500 (0.2)	1470 (0.3)	1420 (0.3)	1390 (0.1)	1180 (0.4)	1280 (0.2)
10-feb	1340 (0.2)	1770 (0.2)	1890 (0.3)	2110 (0.3)	2250 (0.1)	2390 (0.2)	2930 (0.2)
17-feb	4290 (0.1)	4820 (0.1)	4980 <sup>(10)</sup> (0.2)	4610 (0.2)	4070 (0.1)	3440 (0.2)	2930 (0.2)
24-feb	1940 (0.2)	1780 <sup>(7)</sup> (0.4)	2860 <sup>(11)</sup> (0.2)	3940 (0.2)	3470 (0.1)	2760 (0.2)	3610 (0.1)
3-mar	2090 (0.2)	2560 <sup>(8)</sup> (0.2)	2850 (0.3)	2890 (0.2)	2520 (0.1)	2190 (0.3)	4030 (0.2)
10-mar	1080 (0.2)	1340 (0.2)	1920 (0.2)	1880 (0.2)	1970 (0.1)	1600 (0.2)	2040 (0.2)
17-mar	1830 <sup>(3)</sup> (0.1)	1860 (0.2)	3000 (0.2)	2940 (0.1)	3120 (0.1)	2630 (0.2)	3400 (0.1)
24-mar	1350 <sup>(4)</sup> (0.2)	2160 (0.1)	3600 (0.2)	3590 (0.2)	3450 (0.1)	3480 (0.1)	3950 (0.1)

Values are given in  $\mu\text{Bq}/\text{m}^3$ .

Error estimates ( $1\sigma$  %) are given in brackets.

<sup>1)</sup> 30 days filter, 9/12 - 8/1

<sup>2)</sup> Five days filter, 8 - 13/1

<sup>3)</sup> Nine days filter, 17 - 26/3

<sup>4)</sup> Five days filter, 26 - 31/3

<sup>5)</sup> 18 days filter, 20/12 - 7/1

<sup>6)</sup> Six days filter, 7 - 13/1

<sup>7)</sup> Four days filter, 24 - 28/2

<sup>8)</sup> Ten days filter, 28/2 - 10/3

<sup>9)</sup> Five days filter, 2 - 7/1

<sup>10)</sup> Eight days filter, 17 - 25/2

<sup>11)</sup> Six days filter, 25/2 - 3/3

<sup>12)</sup> Eight days filter, 30/12 - 7/1

<sup>13)</sup> Four days filter, 27 - 31/1

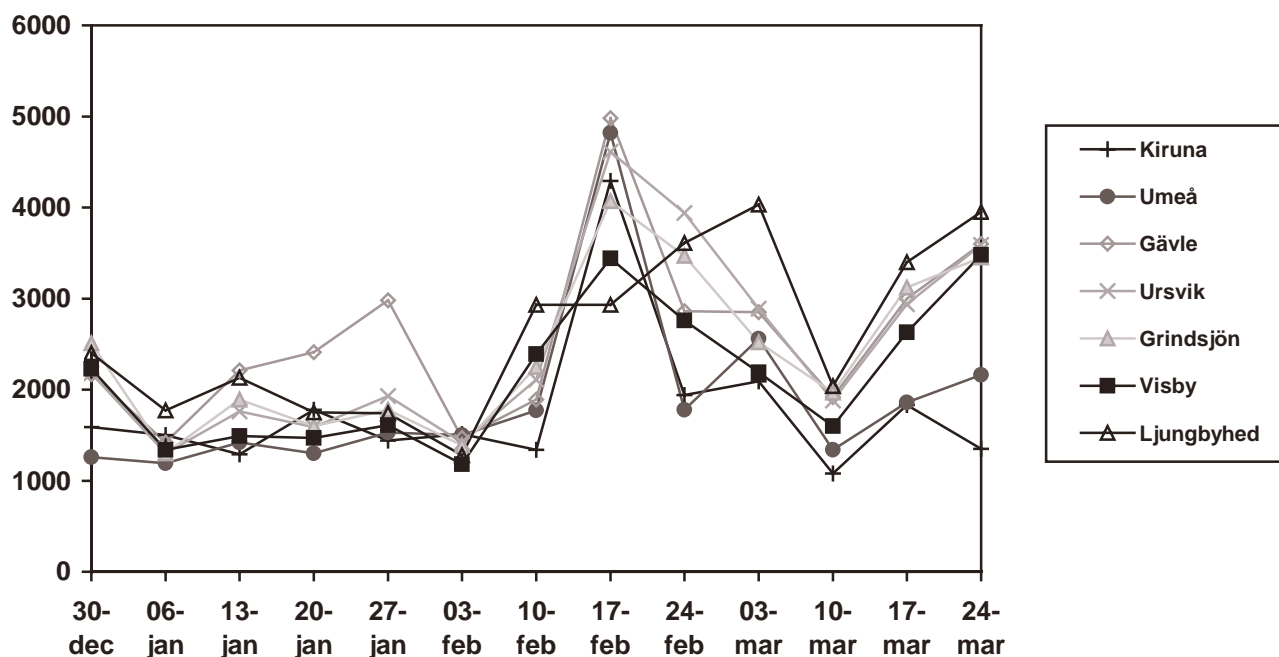


Table II

*<sup>137</sup>Cs concentrations in Sweden, first quarter 2003*

Week starting	Kiruna	Umeå	Gävle	Ursvik	Grindsjön	Visby	Ljungbyhed
30-dec	0.1 <sup>(1)</sup> (12)	2.4 <sup>(5)</sup> (2)	11.1 <sup>(9)</sup> (2)	3.1 <sup>(12)</sup> (5)	2.7 <sup>(12)</sup> (1)	0.8 <sup>(12)</sup> (11)	1.7 (5)
6-jan	<0.1 <sup>(2)</sup>	4.6 <sup>(6)</sup> (3)	4.7 <sup>(6)</sup> (5)	1.1 <sup>(6)</sup> (9)	0.8 <sup>(6)</sup> (3)	0.3 <sup>(6)</sup> (36)	2.0 (4)
13-jan	0.2 (15)	3.8 (4)	8.1 (4)	0.4 (20)	0.2 (10)	0.3 (32)	0.8 (7)
20-jan	0.1 (26)	3.9 (2)	4.0 (6)	1.4 (9)	0.7 (4)	0.9 (16)	1.3 (8)
27-jan	0.5 (6)	3.9 (2)	6.9 (2)	1.3 (8)	1.2 <sup>(13)</sup> (4)	0.7 (15)	1.8 (3)
3-feb	0.9 (6)	3.5 (2)	6.8 (3)	2.6 (4)	2.2 (2)	1.7 (8)	2.5 (3)
10-feb	<0.1	2.7 (3)	5.6 (4)	1.5 (8)	1.0 (3)	0.6 (16)	2.8 (6)
17-feb	0.2 (26)	3.9 (2)	10.2 <sup>(10)</sup> (2)	3.3 (5)	1.9 (2)	1.2 (8)	2.4 (7)
24-feb	<0.1	3.0 <sup>(7)</sup> (7)	8.5 <sup>(11)</sup> (2)	1.9 (11)	1.5 (2)	2.7 (5)	2.8 (3)
3-mar	0.7 (8)	3.8 <sup>(8)</sup> (3)	4.3 (5)	2.1 (6)	1.6 (2)	4.3 (4)	2.6 (3)
10-mar	0.2 (18)	2.8 (3)	6.2 (2)	1.2 (8)	0.8 (4)	0.8 (12)	0.9 (7)
17-mar	0.2 <sup>(3)</sup> (20)	4.0 (2)	5.6 (3)	1.0 (6)	0.6 (4)	0.7 (13)	1.4 (5)
24-mar	<0.1 <sup>(4)</sup>	4.0 (2)	10.8 (2)	1.1 (9)	1.0 (3)	1.5 (5)	1.6 (4)

Values are given in  $\mu\text{Bq}/\text{m}^3$ .

Error estimates ( $1\sigma$  %) are given in brackets.

<sup>1)</sup> 30 days filter, 9/12 - 8/1

<sup>2)</sup> Five days filter, 8 - 13/1

<sup>3)</sup> Nine days filter, 17 - 26/3

<sup>4)</sup> Five days filter, 26 - 31/3

<sup>5)</sup> 18 days filter, 20/12 - 7/1

<sup>6)</sup> Six days filter, 7 - 13/1

<sup>7)</sup> Four days filter, 24 - 28/2

<sup>8)</sup> Ten days filter, 28/2 - 10/3

<sup>9)</sup> Five days filter, 2 - 7/1

<sup>10)</sup> Eight days filter, 17 - 25/2

<sup>11)</sup> Six days filter, 25/2 - 3/3

<sup>12)</sup> Eight days filter, 30/12 - 7/1

<sup>13)</sup> Four days filter, 27 - 31/1

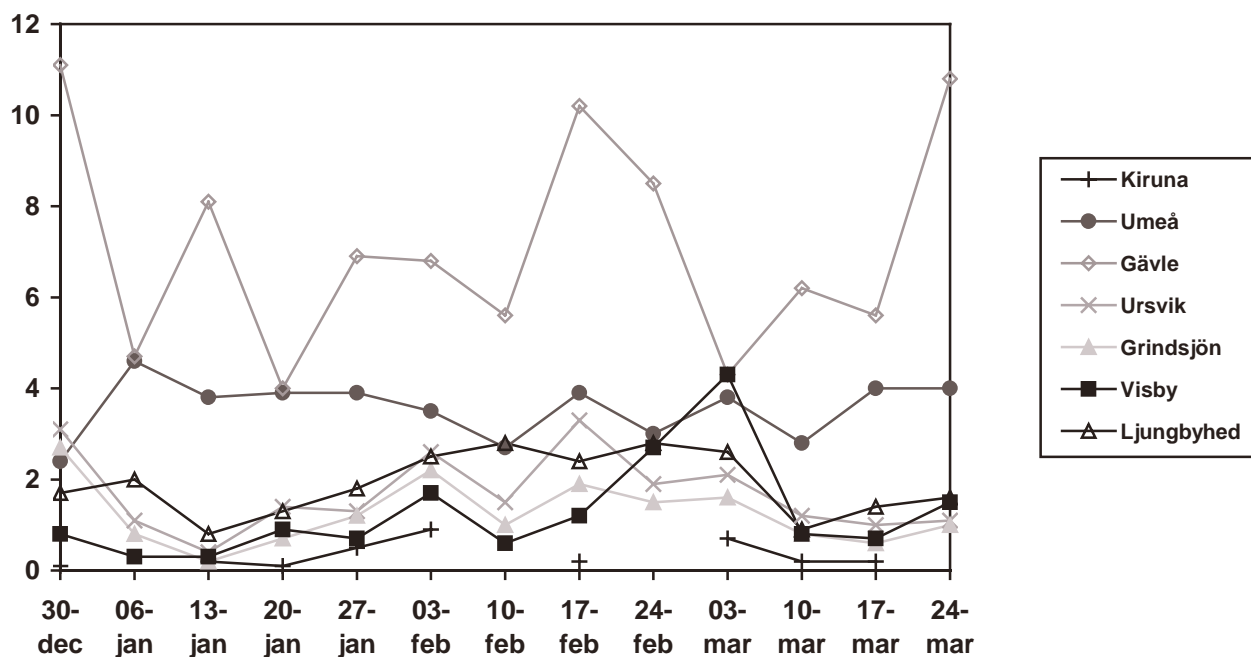


Table III

**Deposition measurements, first quarter 2003****Kiruna**

<i>Weeks</i>	<i>Period</i>	<i><sup>7</sup>Be</i>	<i><sup>137</sup>Cs</i>	<i>Precipitation (mm)</i>
48 - 01	25/11 – 8/1	2440 (1.7)	<5	7.6
02 - 03	8/1 – 20/1	1010 (3.0)	<6	10.8
04 - 07	20/1 – 17/2	3310 (1.5)	8 (36)	21.7
08 - 11	17/2 – 17/3	3160 (1.5)	<5	7.7

**Gävle**

<i>Weeks</i>	<i>Period</i>	<i><sup>7</sup>Be</i>	<i><sup>137</sup>Cs</i>	<i>Precipitation (mm)</i>
50 - 02	16/12 – 13/1	32300 (0.3)	47 (6)	13.7
03 - 06	13/1 – 10/2	30300 (0.4)	88 (4)	32.5
07 - 10	10/2 – 10/3	1380 (2.5)	56 (5)	0

**Ursvik**

<i>Weeks</i>	<i>Period</i>	<i><sup>7</sup>Be</i>	<i><sup>137</sup>Cs</i>	<i>Precipitation (mm)</i>
50 - 01	9/12 – 7/1	3490 (1.4)	<5	5.7
02 - 05	7/1 – 3/2	27000 (0.3)	8 (30)	27.4
06 - 09	3/2 – 3/3	7160 (0.8)	12 (18)	14.0
10 - 13	3/3 – 31/3	2100 (1.6)	8 (31)	1.6

**Ljungbyhed**

<i>Weeks</i>	<i>Period</i>	<i><sup>7</sup>Be</i>	<i><sup>137</sup>Cs</i>	<i>Precipitation (mm)</i>
01 - 04	30/12 – 27/1	17500 (0.5)	13 (22)	16.2
05 - 08	27/1 – 24/2	26000 (0.4)	14 (18)	25.2
09 - 12	24/2 – 24/3	10800 (0.6)	15 (21)	5.7

Values are given in mBq/m<sup>2</sup>.

Error estimates (1σ %) are given in brackets.



*Table IV**Other anthropogenic radionuclides detected,  
first quarter 2003*

<i>Week starting</i>	<i>Station</i>	<i>Isotope</i>	<i>Concentration</i>
10-mar <sup>(1)</sup>	Umeå	<sup>131</sup> I	2.1 (8)
24-mar <sup>(1)</sup>	Gävle	<sup>131</sup> I	2.3 (15)

Values are given in  $\mu\text{Bq}/\text{m}^3$ .

Error estimates ( $1\sigma$  %) are given in brackets.

- (1) The activities of <sup>131</sup>I found in Gävle and Umeå, has been shown to correspond to administration of cancer treatment doses for thyroid cancer at the general hospitals in Gävle and Umeå.